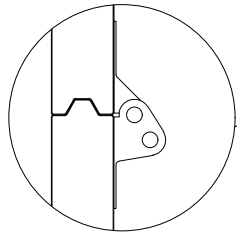
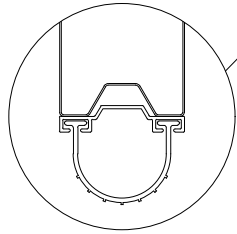


Joint Detail
Tongue and groove design



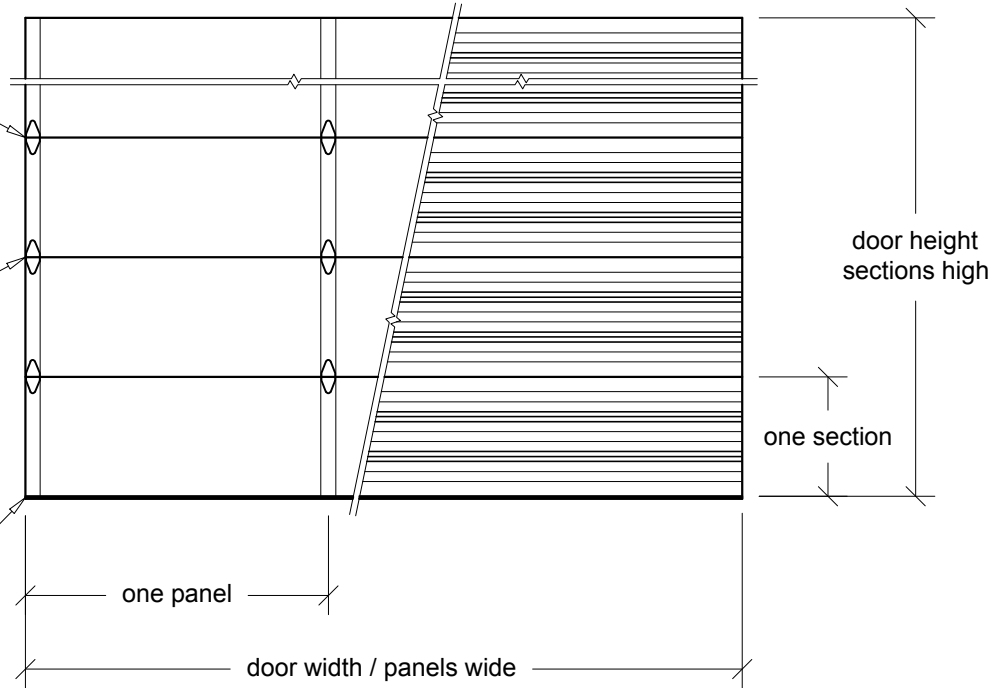
Hinge Detail
Graduated end hinges
≥ 16'-3" wide = double end hinges
minimum 14 gauge



Bottom Seal Detail
Vinyl astragal in
aluminum retainer

Interior Elevation

Exterior Elevation



Door Width	Panels Wide	Door Height	Sections High
08'-00" to 09'-05"	2	08'-00"	4
09'-06" to 12'-11"	3	08'-03" to 10'-00"	5
13'-00" to 16'-05"	4	10'-03" to 12'-00"	6
16'-06" to 20'-02"	5	12'-03" to 14'-00"	7
20'-03" to 24'-02"	6	14'-03" to 16'-00"	8

Available in 1" width increments
Available in 3" height increments
(6'-3", 6'-6", 6'-9", 8'-3", 8'-6", 10'-3" not available)

Section Thickness: 2"
Section Heights: 21", 24"

Panel Material: Hot dipped galvanized steel
20 gauge exterior

Panel Profile: Two horizontal ribs with alternating
'v' grooves

End & Center Stiles: Box style, 18 gauge
galvanized steel, full height of section /
Riveted to inside rails & face of door

Insulation: CFC free polystyrene with 27 gauge
steel interior cover, R-Value 8.00 / U-Value 0.13

Color: Polyester primer and top coat in C.H.I.;
White, RAL# powder-coating exterior

Glazing Options: 3/4"; Clear, Tinted, Tempered in
24"x6", 24"x12", 34"x16" / Full-View Aluminum
(34"x16" n/a in end panels on 10', 14', 18', 22' wide doors & 21" sections)
(Full-View Aluminum frame to match size and panel layout of steel section)
(Check Full-View Aluminum door for color, glass, end stile and rail options)

Contact C.H.I. for special sizing outside of listed pricebook charts

Values are for standard product, contact C.H.I. for options

REV. July 2018

Door Mark	Door Width	Door Height	Door Type	Project Name
Door Quantity	Opening Width	Opening Height	Jamb Type	Operation
Quote Number	Panels Wide	Sections High	Color	Door Company
Architect				Contractor

Prepared By	
Date	
Sheet	
www.chiohd.com 1485 Sunrise Drive, Arthur, IL 61911 Email: aia@chiohd.com Phone: (800) 590-0559 Fax: (800) 738-5066	