

Section Thickness: 2"
Section Heights: 21", 24"

Panel Material: Hot dipped galvanized steel
20 gauge exterior / 27 gauge interior

Panel Profile: Woodgrain textured exterior with
four evenly spaced micro-grooves / Woodgrain
flush interior

End Stiles: 20 gauge white painted galvanized
steel, full height of section

Insulation: CFC free urethane foamed in place
R-Value 17.54 / U-Value 0.057 / U-Factor* 0.19
Rails have full thermal break

Air Infiltration*: 0.10 cfm/ft² with vinyl door stop /
0.17 cfm/ft² with clip on jamb seal

Color: Polyester primer and top coat in C.H.I.;
White, RAL# powder-coating exterior /
White, RAL# powder-coating interior

Glazing Options: 1"; Clear, Tinted, Tempered in
24"x6", 24"x12", 34"x16" / Full-View Aluminum

(34"x16" n/a in end panels on 10', 14', 18', 22' wide doors & 21" sections)

(Full-View Aluminum frame to match size and panel layout of steel section)

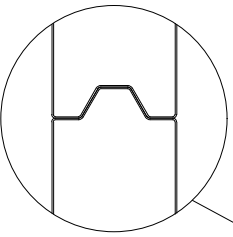
(Check Full-View Aluminum door for color, glass, end stile and rail options)

IECC compliant

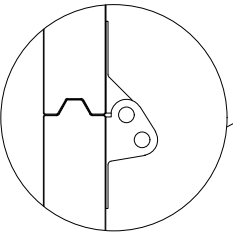
*IECC testing details do not apply to doors with windows and/or exhaust ports

Values are for standard product, contact C.H.I. for options

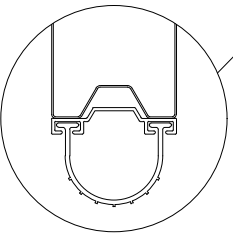
REV. July 2018



Joint Detail
Tongue and groove design
with flexible gasket between sections



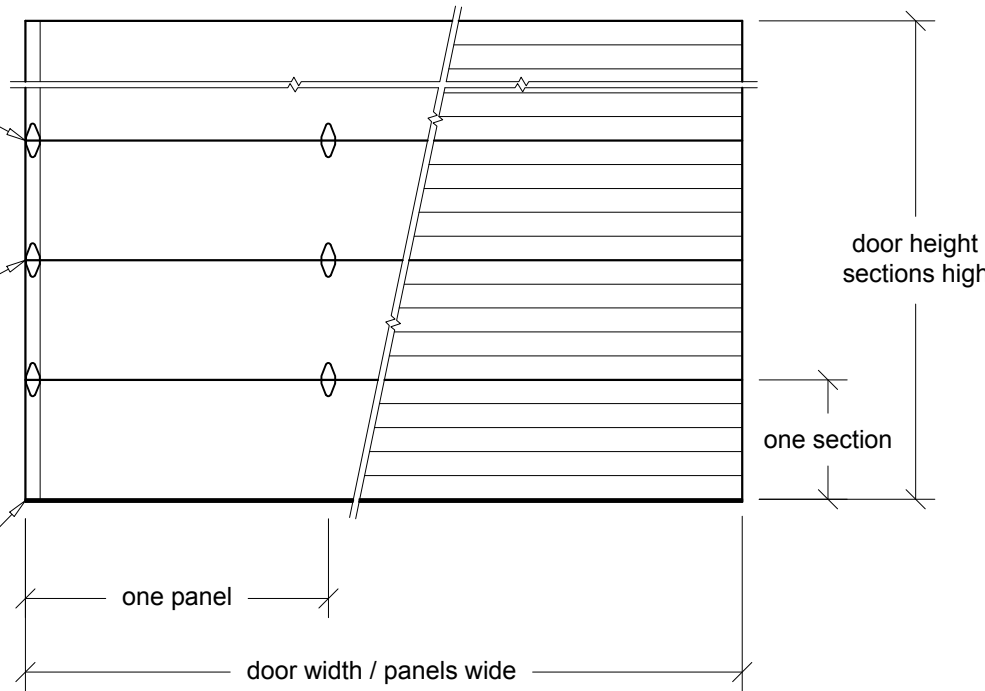
Hinge Detail
Graduated end hinges
≥ 16'-3" wide = double end hinges
minimum 14 gauge



Bottom Seal Detail
TPE astragal in
aluminum retainer

Interior Elevation

Exterior Elevation



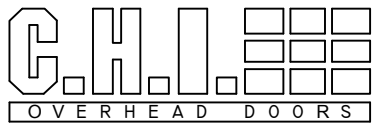
Door Width	Panels Wide	Door Height	Sections High
08'-00" to 09'-05"	2	08'-00"	4
09'-06" to 12'-11"	3	08'-03" to 10'-00"	5
13'-00" to 16'-05"	4	10'-03" to 12'-00"	6
16'-06" to 20'-02"	5	12'-03" to 14'-00"	7
20'-03" to 24'-02"	6	14'-03" to 16'-00"	8

Available in 1" width increments

Available in 3" height increments
(6'-3", 6'-6", 6'-9", 8'-3", 8'-6", 10'-3" not available)

Contact C.H.I. for special sizing outside of listed pricebook charts

Door Mark	Door Width	Door Height	Door Type	Project Name	Prepared By
Door Quantity	Opening Width	Opening Height	Jamb Type	Operation	Date
Quote Number	Panels Wide	Sections High	Color	Door Company	Sheet
Architect				Contractor	



www.chiohd.com | 1485 Sunrise Drive, Arthur, IL 61911
Email: aia@chiohd.com | Phone: (800) 590-0559 | Fax: (800) 738-5066